

Buying Ebooks



1 Visit the **ITSI Store**: [www.store.it.si](https://store.it.si)

2 Create an account or Log in with your existing **Store** account.



2.1 Click on *Create Account*.
(If you don't have an account)

Create an account using an existing account.
(Google, Microsoft, Facebook)

OR
Fill in your details and select
CREATE AN ACCOUNT.

CREATE ACCOUNT

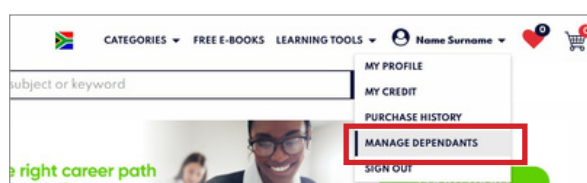
2.2 Click on *SIGN IN*.
(If you have an account)

(You can also retrieve your password or resend an activation mail on this page).

3 Link your dependants (child/ren) using their miebooks usernames and password.

3.1 If the pop-up appears on your screen:
Choose your child/ren 's School account.

3.2 In the top right corner, click on your name and choose **MANAGE DEPENDANTS**.



4 To link a new dependent choose the institution and fill in the miEbooks log in details:


Click on *LINK & START BUYING* to buy books for the dependent, choose *LINK & ADD ANOTHER* to add a dependent.

Click on *START BUYING* to buy books for a linked dependent.

Change the dependent you are buying books for at any time by clicking here:



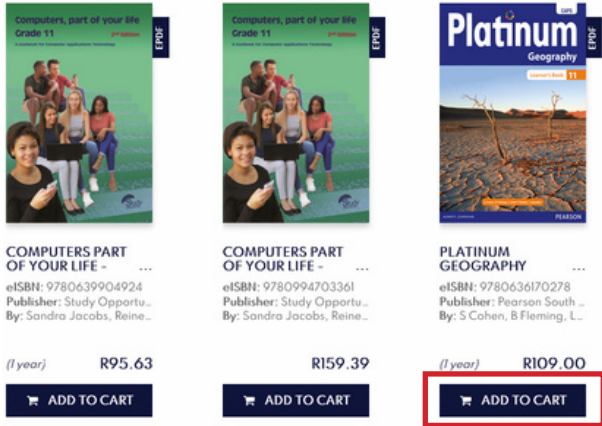
5 If your school has a prescribed book list, select your child's grade from the list.



If the pop-up does not appear, choose/change your booklist here:



6 Find the e-books and ADD TO CART:



NB: MAKE SURE OF THE E-BOOK LICENSE YOU WANT BEFORE PURCHASING

PERPETUAL LICENSE

- LIFETIME access to the ebook through the miEbooks app.

ONE YEAR LICENSE

- Valid for 365 days (+2 months grace period)

THREE YEAR LICENSE

- Valid - 36 Calendar months, Non Transferable (like all other licenses)
- Preferable to gr 10-12.

7 If you have more than one child, click on Buy for someone else.



*Follow step 5 and 6 with the other dependents



Click on the cart icon in the top right corner to review the ebooks you are purchasing

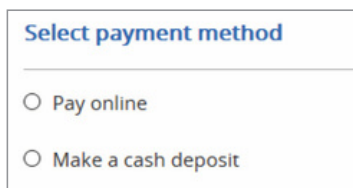
9 You can remove a book from your selection or change the user who will receive the e-book



10 When you are happy with your selection, go to Checkout.



11 Select your payment method from the options:



12 Download miEbooks on the device and wait for ebook authentication.



Note: Ebooks might take up to 48 hours to authenticate in the miEbooks app after purchase.